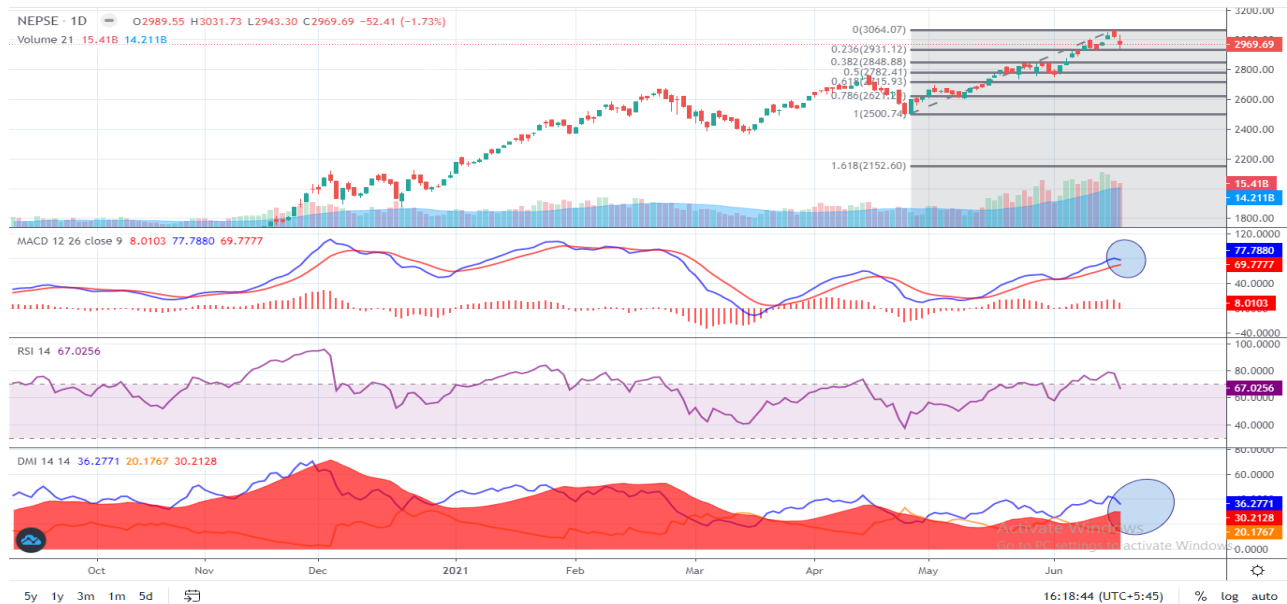




## Daily Market Summary

16.06.2021

### Market Analysis:



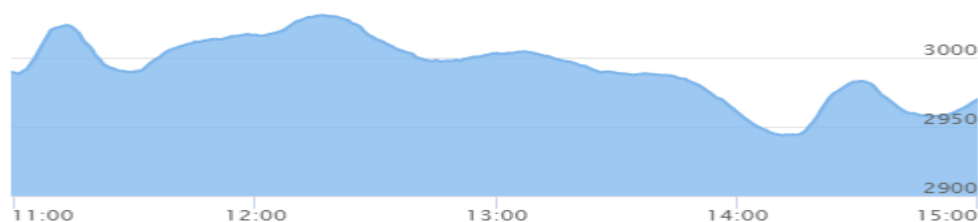
As per attached chart, Market has further declined by 52.41 points & closed at 2969 level. Market has opened with huge 32.56 negative points & bear took full control throughout a day to close on red. Index has formed spinning top black like structure indicating neutral signal as per daily candlestick chart. This neutral indication is due to 25 points smart recovery on last hour. Daily turnover has been declining as the only microfinance sector closed positive. Only 49 stocks advanced, 133 stocks declined & 1 stock remained unchanged.

NEPSE has gone below the psychological support of 3000 level & touched 2943 on intraday. The immediate support is now placed on 2931 & 2848, up to 38.2% Fibonacci retracement. This range can be strong support zone as the previous market also retraced up to 38.2% Fibonacci retracement. What needs to be seen is if this can keep above this level over the next week. The current trend would need to be evaluated again. Break below this level can correct the market towards 2782 level, a 50% retracement of 3064 peak. On the upside, we have a stiff resistance at 3050 and only close above that can we start thinking on the long side and accumulate buy positions. Benchmark indices NEPSE have mostly ended with a muted response after registering high volatility throughout the session. The market witnessed some lackluster movement where bears look more in control. If the market closes below the levels of 2900 in this week, it is expected to touch the levels of above in the coming week. The momentum indicators like RSI, MACD indicating a bearish movement & will prevail in the following week. As such the market retains its cautious stance and advises the investors to refrain from building a fresh buying position, until any further decisive movement in the market.

**Corporate News:** AHPC is auctioning 4,35,894 units of unclaimed right shares. While MLBL & NICL auctioning 1,66,757 units of ALICLP & 9,00,000 units of NCCBPO respectively.

**Market Summary : (16.06.2021)**

Index	Current	Points Change	% Change
NEPSE	2,969.69	(52.41)	-1.73%
Turnover "NPR"	15,484,479,319.00	(1,044,270,420.00)	-6.32%



➤ Market lost 52.41 points on Wednesday and closed 2969.69 level.

➤ **Sub-Indices:**

Sub-Indices	Current	Points Change	%Change
Banking	1,981.47	(9.33)	(0.47)
Trading	3,946.40	(103.06)	(2.54)
Hotels And Tourism	3,734.32	(202.15)	(5.14)
Development Bank	4,626.09	(194.95)	(4.04)
Hydropower	2,995.46	(149.49)	(4.75)
Finance	2,367.54	(172.68)	(6.80)
Non-Life Insurance	15,081.45	(403.12)	(2.60)
Manu. & Pro.	6,245.36	(204.22)	(3.17)
Others	2,286.38	(70.25)	(2.98)
Microfinance	5,451.49	139.74	2.63
Life Insurance	18,241.35	(405.83)	(2.18)
Mutual Fund	15.63	(0.03)	(0.18)
Investment	110.33	(2.88)	(2.54)

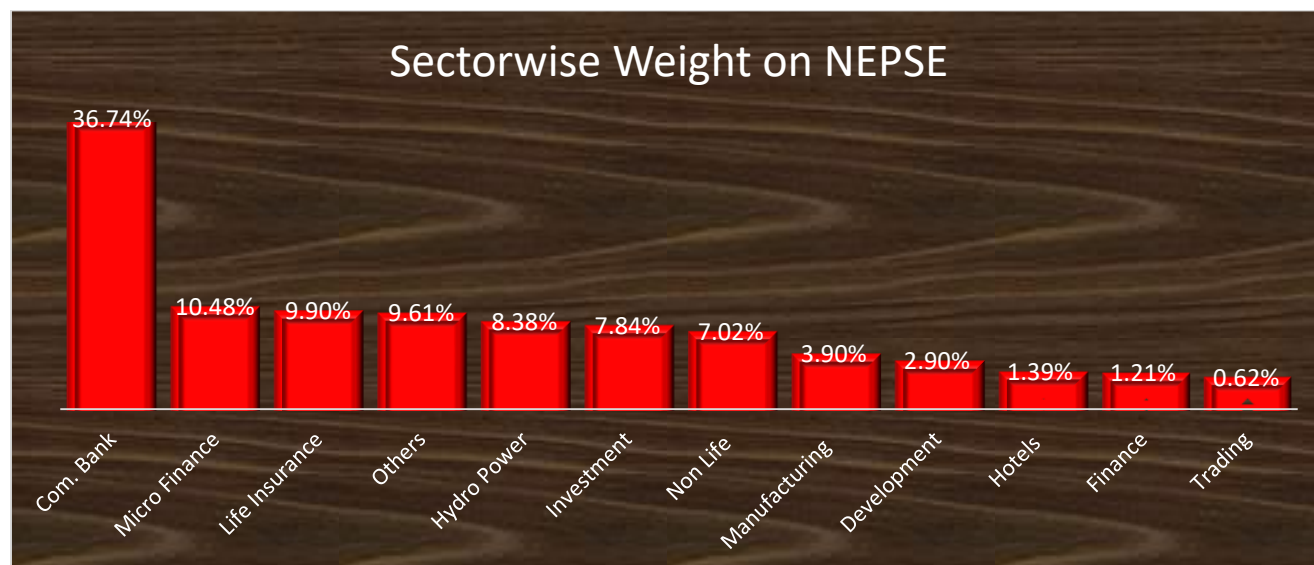
## Stock Watch list:

Uptick Stocks	LBBL, RLFL,ICFC, MDB,NGPL, MEN, MDB,BARUN,RHPC,GUFL
Downtick Stocks	CLBSL, RADHI, NUBL,NRIC,ALBSL, ACLBSL ,KKHC, CGH,NABBC

## Major Market Movement:

Top Gainers				Top Losers			
Symbol	LTP	Point Change	% Change	Symbol	LTP	Point Change	% Change
CHDC	733.00	66.00	9.90	GUFL	1,289.00	(143.00)	(9.99)
UNHPL	435.00	31.00	7.67	JOSHI	308.00	(34.00)	(9.94)
FMDBL	879.00	59.00	7.20	NFS	427.00	(47.00)	(9.92)
RSDC	900.00	46.00	5.39	NHPC	291.00	(32.00)	(9.91)
SLBSL	1,510.00	75.00	5.23	CHL	456.00	(50.00)	(9.88)
KMCDB	1,432.00	69.00	5.06	AKJCL	293.00	(32.00)	(9.85)
GBLBS	1,286.00	51.00	4.13	BFC	406.00	(44.00)	(9.78)
ALBSL	1,825.00	65.00	3.69	PMHPL	305.00	(33.00)	(9.76)
NICLBSL	1,661.00	58.00	3.62	GHL	324.00	(35.00)	(9.75)
SLBBL	1,495.00	51.00	3.53	PFL	650.00	(70.00)	(9.72)
Top Stocks by Turnover			Top stocks by shares traded			Top stocks by no. of transaction	
Symbol	Turnover	Closing Price	Symbol	Shares Traded	Closing Price	Symbol	No. Of Transactions
NRIC	608,919,426.00	1,858.00	NHPC	1,569,570.00	291.00	NHPC	4,906.00
HDL	555,753,642.00	5,389.00	API	735,412.00	420.00	NIFRA	4,879.00
NHPC	467,509,756.00	291.00	SEF	694,100.00	14.53	API	3,464.00
AHPC	341,228,191.00	514.00	AHPC	659,562.00	514.00	RHPL	3,248.00
API	314,373,156.00	420.00	KBL	591,846.00	391.00	NRIC	3,150.00
RHPL	269,078,942.00	500.00	HDHPC	556,173.00	288.00	JBBL	3,071.00
LBBL	258,250,176.00	640.00	NCCB	536,680.00	378.00	HIDCL	3,067.00
NIFRA	255,757,014.00	534.00	RHPL	525,400.00	500.00	UPPER	2,844.00
AKPL	243,031,011.00	474.00	AKPL	505,885.00	474.00	FMDBL	2,744.00
KBL	232,718,477.00	391.00	NIFRA	482,422.00	534.00	AHPC	2,544.00

## Monthly Update (Baisakha 2078)



Contact Us: **NIC ASIA Capital Limited**, 3rd Floor, Siddhartha Insurance Complex, Babar Mahal, Kathmandu, Tel No: +977-01-5705994 (Hunting Line), 5705664, 5706318,

Fax No: 977-1-57064, Email: [info@nicasiacapital.com](mailto:info@nicasiacapital.com), Website: [www.nicasiacapital.com](http://www.nicasiacapital.com)

Disclaimer: This summary is designed to give information on general nature only, so you should seek advice from your investment advisor or others as appropriate before taking any action. So, NIC ASIA Capital Limited expressly disclaim representation of opinion, thus the information as in should only be used by investor who are aware of risk in securities trading. Furthermore, NIC ASIA Capital does not accept any liability whatsoever for any loss arising in the securities trading from the use of this content.