



Market Analysis:



As per attached chart, Market has extended further loss of 11.68 points & closed at 2771 level. Market has opened with 7.89 positive points & started to push price further for nearly 2 hours but bear again bounce back strongly to close lower. Index has formed spinning top black like structure indicating neutral signal as per daily candlestick chart. Market closing lower than yesterday's conforming bearish signal but the last twenty-minute smart bounce back has made the neutral pattern. All the sectors closed negative except development banks, finance & others. Daily turnover of the market also fallen below the monthly moving average turnover after 12 day's sky-scraping volume in NEPSE history.

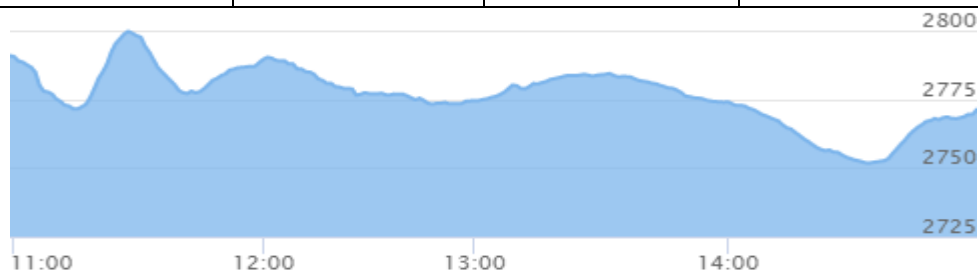
The market continues to witnessing a 40-50 points volatile season to close on negative territory & made the another intraday low of 2751. Today market slipped near to 23.6% retracement of 2771 level. Bounce back has taken place on last 20-30 minutes but the most of the indicators are slowly shifting towards negative zone from neutral pattern. Hence, stop loss above 2750 level and main growth sectors movement is key to watch for short term. As the market has sustained near the crucial level of 23.6%, we can expect the volatility to expand, which could lead to an upside projection till the levels above the 2850, while downside marker in near term is 2677-2719. The momentum indicators like RSI, MACD indicating a negative outlook to continue and market breadth to improve further if today's momentum continued. Index managed to hold its bullish stream but the short term correction was inevitable due to all time high sentiments & high valuations in some sectors only. The index must decisively cross 2850 zone which was a good hurdle and managed to close above the same hinting fresh doors are open for 2900-3000 zone. Correction were witnessed in hydropower, microfinance manufacturing, hotels & trading. Investors should stay focused on quality sectors with the trend

movement and watch at the trend of liquidity inflows, which is also the main factor of the recent rally, also the prohibitory relaxation announcements & macroeconomic eventful data are crucial to watch on coming days.

Corporate News: SICL issuing 30% right shares to investors. While NLG has purposed 10.5263%(10% bonus) dividend for FY 2076/77.

Market Summary : (01.06.2021)

Index	Current	Points Change	% Change
NEPSE	2,771.15	(11.68)	-0.42%
Turnover "NPR"	8,598,160,117.00	(5,310,953,174.00)	-38.18%



- Market lost 11.68 points on Tuesday and closed 2771.15 level.
- **Sub-Indices:**

Sub-Indices	Current	Points Change	%Change
Banking	1,846.09	(11.76)	(0.63)
Trading	4,174.95	(93.59)	(2.19)
Hotels And Tourism	3,425.75	(91.16)	(2.59)
Development Bank	3,670.78	21.41	0.59
Hydropower	2,858.56	(28.38)	(0.98)
Finance	1,727.43	1.88	0.11
Non-Life Insurance	14,320.80	(123.99)	(0.86)
Manu.& Pro.	5,711.99	(39.01)	(0.68)
Others	2,104.47	14.71	0.70
Microfinance	5,332.42	(17.68)	(0.33)
Life Insurance	18,000.21	(176.67)	(0.97)
Mutual Fund	14.7	(0.01)	(0.08)
Investment	100.79	(0.67)	(0.66)

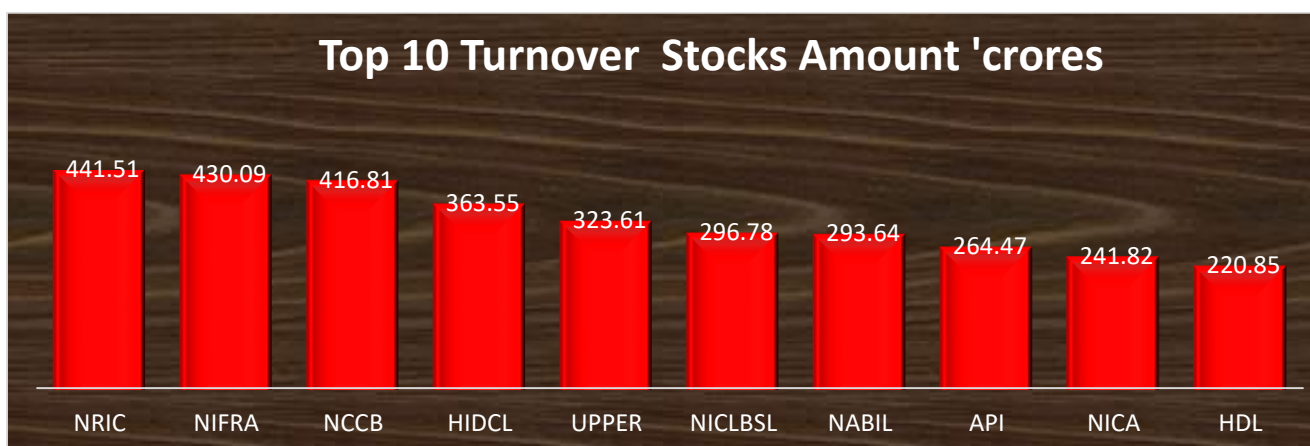
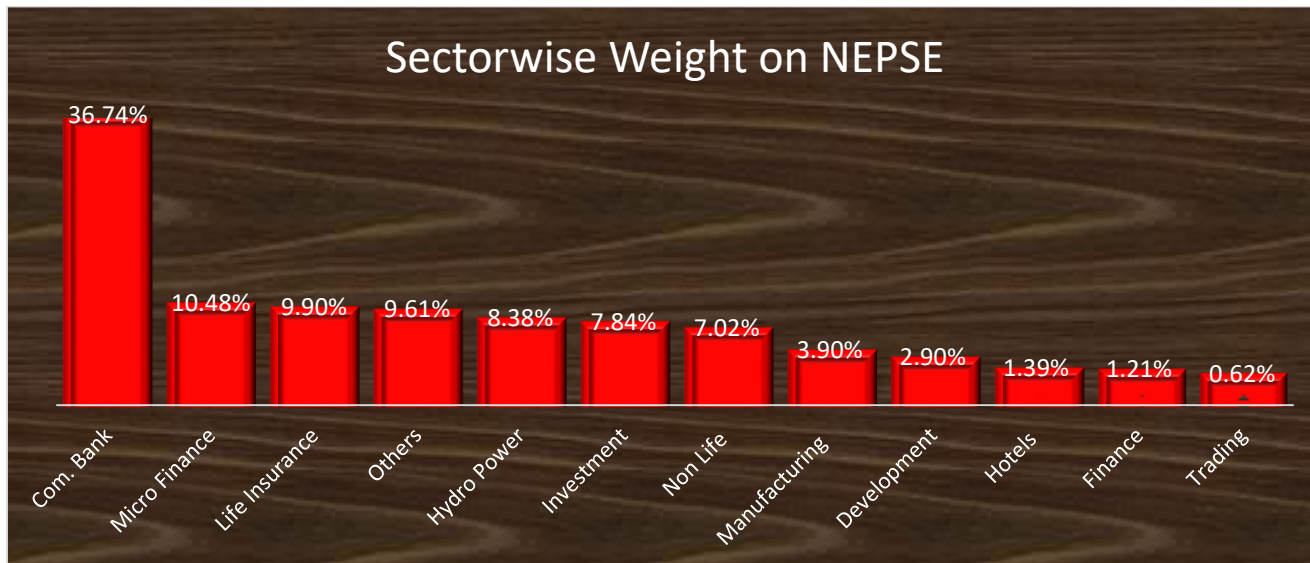
Stock Watch list:

Uptick Stocks	UPCL,MLBL,JBBL,LBBLMFIL,JFL,EDBL,GHL,ICFC,BFC,GFCL,SHINE
Downtick Stocks	CLBSL, RBCLPO, NUBL,NRIC,ALBSL, ACLBSL ,KKHC, CGH,NABBC

Major Market Movement:

Top Gainers				Top Losers			
Symbol	LTP	Point Change	% Change	Symbol	LTP	Point Change	% Change
KPCL	451.00	41.00	10.00	DHPL	246.00	(13.00)	(5.02)
LBBL	433.00	33.00	8.25	KKHC	250.00	(11.00)	(4.21)
GUFL	853.00	63.00	7.97	JOSHI	253.00	(11.00)	(4.17)
SMFDB	1,850.00	135.00	7.87	AKJCL	256.00	(11.00)	(4.12)
MLBL	369.00	19.00	5.43	MHNL	347.00	(13.00)	(3.61)
NRIC	1,631.00	72.00	4.62	GHL	268.00	(10.00)	(3.60)
NABBC	811.00	30.00	3.84	UNHPL	257.00	(9.00)	(3.38)
JFL	353.00	12.00	3.52	SHL	232.00	(8.00)	(3.33)
RADHI	1,300.00	44.00	3.50	SHPC	460.00	(15.00)	(3.16)
LEMF	13.05	0.35	2.76	CFCL	344.00	(11.00)	(3.10)
Top Stocks by Turnover			Top stocks by shares traded			Top stocks by no. of transaction	
Symbol	Turnover	Closing Price	Symbol	Shares Traded	Closing Price	Symbol	No. Of Transactions
NRIC	570,815,782.00	1,631.00	LBBL	714,587.00	433.00	NRIC	3,402.00
LBBL	303,852,155.00	433.00	NHPC	513,283.00	234.00	NIFRA	2,956.00
RADHI	233,554,570.00	1,300.00	UMHL	503,625.00	335.00	JBBL	2,532.00
UMHL	165,352,754.00	335.00	JBBL	426,765.00	371.00	HIDCL	2,401.00
ALICL	163,740,717.00	1,476.00	AKPL	366,669.00	435.00	RADHI	2,276.00
JBBL	159,374,657.00	371.00	HDHPC	357,734.00	245.00	LBBL	2,104.00
AKPL	158,426,740.00	435.00	NRIC	354,697.00	1,631.00	NHPC	2,006.00
HIDCL	152,513,256.00	558.00	API	338,878.00	364.00	UMHL	1,720.00
NIFRA	150,125,522.00	525.00	CCBL	313,952.00	260.00	AKPL	1,643.00
CHCL	143,817,055.00	707.00	NIFRA	285,458.00	525.00	API	1,567.00

Monthly Update (Baisakha 2078)



Contact Us: **NIC ASIA Capital Limited**, 3rd Floor, Siddhartha Insurance Complex, Babar Mahal, Kathmandu, Tel No: +977-01-5705994 (Hunting Line), 5705664, 5706318,

Fax No: 977-1-57064, Email: info@nicasiacapital.com, Website: www.nicasiacapital.com

Disclaimer: This summary is designed to give information on general nature only, so you should seek advice from your investment advisor or others as appropriate before taking any action. So, NIC ASIA Capital Limited expressly disclaim representation of opinion, thus the information as in should only be used by investor who are aware of risk in securities trading. Furthermore, NIC ASIA Capital does not accept any liability whatsoever for any loss arising in the securities trading from the use of this content.