



Market Analysis:



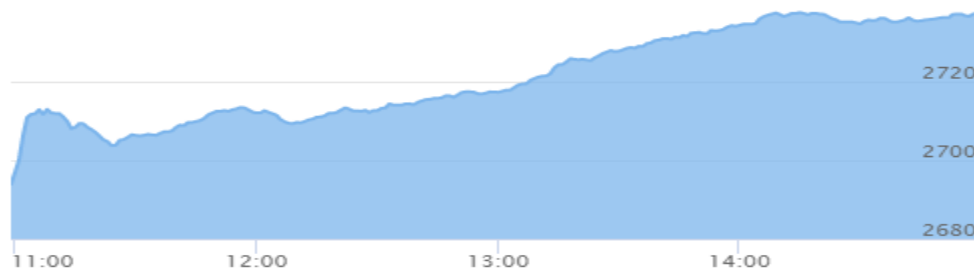
As per attached chart, Market has roared by 54.21 points & closed at 2738 level. Market has opened on 9.82 positive points & bull take a full control till last minutes to close on bullish note. Index has formed marubozu white indicating bullish signal as per daily candlestick chart. All the sectors closed green to make whooping daily turnover of 1040.39 crores. While NRIC traded the most comprising 8.19% of total turnover.

Market has continuing its northern journey for 5 trading days & NEPSE made the fresh all-time closing high of 2738.29 with historic daily turnover today. So the all indicators are rising with rise in market. New rally is noticed in sectors like non-life insurance, life insurance, development banking, others, & investment, supported by a renewed traction after some correction. After consecutive buying last week, the market witnessed a reversal in trend to becoming net buyers. The Banking sector witnessed a stable kind of move and the heavyweights from this sector witnessed highest gain of 1.54% since last 15 days and ended with gains of over 1.73 percent in two days buying momentum. With leadership back from the Banking heavyweights, the markets seem to have resumed its uptrend and thus, another 'Higher Bottom' is in place at last week's low. Thus, one should prefer to trade with the trend now until any negative signs seen and look for opportunities which could continue to outperform. The near-term trading range could be wide given to today's volatility wherein the supports are now placed around 2480-2585, whereas resistance could be seen around 2755-2953. The present liquidity construct and the historically low-interest rate regime favor the continuation of the bull market. There are also positive sentiments ahead as investors are expecting accommodative monetary policy review due to ongoing Covid crisis. So, stay invested in market with watching capital market environment & trend strength of NEPSE will be good investment strategy.

Corporate News: 50 crores NIC ASIA Debenture 2077 has been delisted after maturity. While Sanima Life insurance has called the AGM with main agenda to issue IPO.

Market Summary : (16.05.2021)

Index	Current	Points Change	% Change
NEPSE	2,738.29	54.21	2.02%
Turnover "NPR"	10,403,879,000.00	3,276,993,720.00	45.98%



- Market gained 54.21 points on Sunday and closed 2738.291 level.
- **Sub-Indices:**

Sub-Indices	Current	Points Change	%Change
Banking	1,812.64	27.43	1.54
Trading	4,049.14	51.81	1.30
Hotels And Tourism	3,269.20	35.92	1.11
Development Bank	3,021.09	112.59	3.87
Hydropower	2,709.69	30.76	1.15
Finance	1,363.01	16.06	1.19
Non-Life Insurance	14,242.47	584.21	4.28
Manu.& Pro.	6,047.45	63.34	1.06
Others	2,193.92	45.93	2.14
Microfinance	5,572.23	103.23	1.89
Life Insurance	17,915.99	528.78	3.04
Mutual Fund	13.61	0.04	0.28
Investment	102.55	2.04	2.02


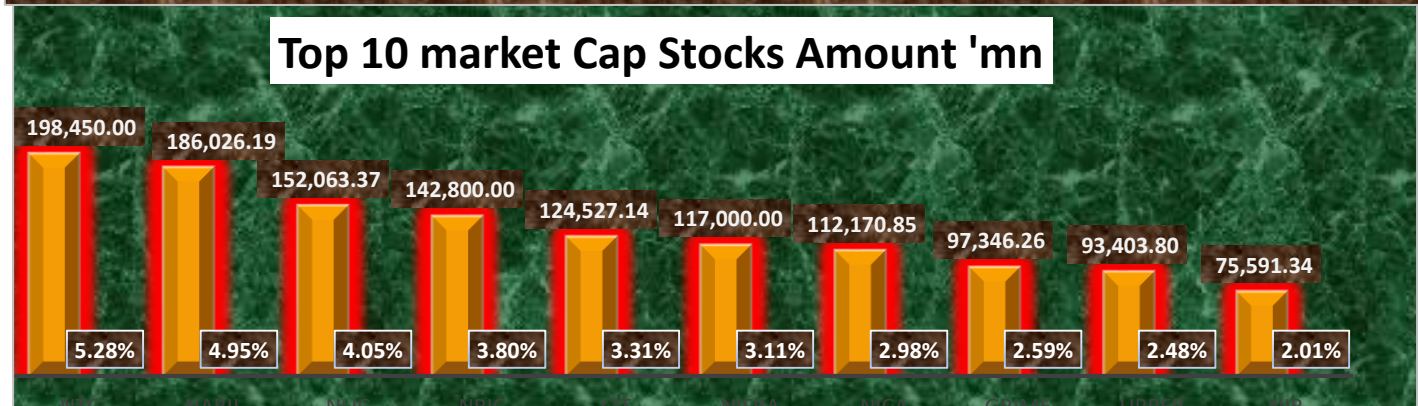
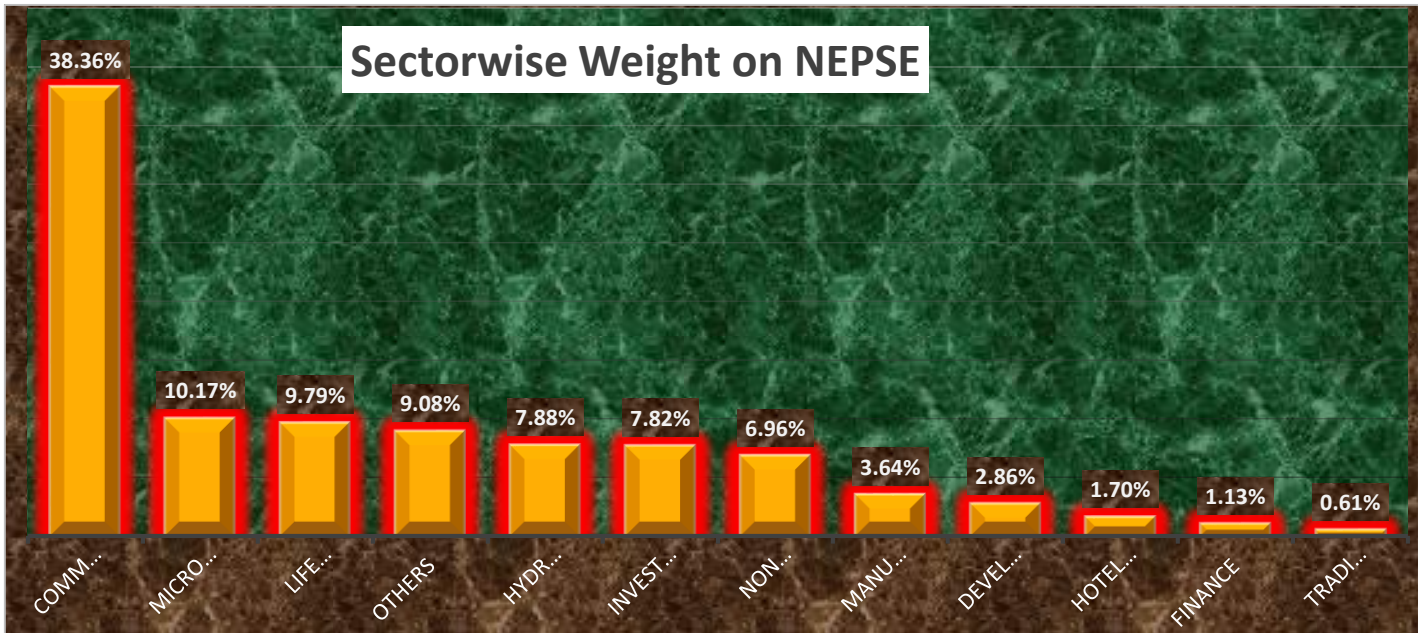
Stock Watch list:

Uptick Stocks	SMATA,SICL,CHCL, NRIC, UMRH, NRN, PICL,GLICL,PROFL
Downtick Stocks	FMDBL, NFS, BPCL, SCB, OHL, JLI, SHL, TRH, CGH,NABBC

Major Market Movement:

Top Gainers				Top Losers			
Symbol	LTP	Point Change	% Change	Symbol	LTP	Point Change	% Change
RURU	880.00	80.00	10.00	UNHPL	207.00	(11.00)	(5.05)
SICL	2,128.00	193.00	9.97	AKJCL	197.00	(8.00)	(3.90)
SMATA	1,282.00	116.00	9.95	NABBC	624.00	(25.00)	(3.85)
SAPDBL	222.00	20.00	9.90	GHL	204.00	(8.00)	(3.77)
PROFL	222.00	20.00	9.90	NRN	763.00	(27.00)	(3.42)
BARUN	324.00	29.00	9.83	LEC	374.00	(13.00)	(3.36)
IGI	1,260.00	112.00	9.76	GMFIL	290.00	(10.00)	(3.33)
BBC	6,479.00	555.00	9.37	KKHC	188.00	(6.00)	(3.09)
SINDU	277.00	20.00	7.78	JOSHI	196.00	(6.00)	(2.97)
PICL	839.00	59.00	7.56	HDHPC	201.00	(6.00)	(2.90)
Top Stocks by Turnover			Top stocks by shares traded			Top stocks by no. of transaction	
Symbol	Turnover	Closing Price	Symbol	Shares Traded	Closing Price	Symbol	No. Of Transactions
NRIC	852,003,761.00	1,643.00	NCCB	837,223.00	375.00	NRIC	4,500.00
NCCB	315,758,038.00	375.00	SFMF	822,458.00	13.49	NIFRA	4,418.00
NIFRA	294,990,546.00	547.00	HDHPC	693,810.00	201.00	NCCB	3,055.00
HIDCL	257,118,692.00	556.00	NHPC	625,073.00	174.00	JLI	2,992.00
SICL	237,503,814.00	2,128.00	NIFRA	546,356.00	547.00	NHPC	2,143.00
IGI	232,409,829.00	1,260.00	NRIC	521,788.00	1,643.00	SICL	1,908.00
CHCL	225,804,521.00	687.00	AKPL	495,370.00	364.00	NRN	1,778.00
NRN	215,042,140.00	763.00	HIDCL	467,423.00	556.00	HIDCL	1,766.00
NABIL	212,568,856.00	1,288.00	UPCL	435,349.00	239.00	HDHPC	1,728.00
AKPL	181,866,442.00	364.00	NBF2	363,210.00	11.70	CHCL	1,645.00

Monthly Update (Chaitra 2077):



Contact Us: **NIC ASIA Capital Limited**, 3rd Floor, Siddhartha Insurance Complex, Babar Mahal, Kathmandu, Tel No: +977-01-5705994 (Hunting Line), 5705664, 5706318,

Fax No: 977-1-57064, Email: info@nicasiacapital.com, Website: www.nicasiacapital.com

Disclaimer: This summary is designed to give information on general nature only, so you should seek advice from your investment advisor or others as appropriate before taking any action. So, NIC ASIA Capital Limited expressly disclaim representation of opinion, thus the information as in should only be used by investor who are aware of risk in securities trading. Furthermore, NIC ASIA Capital does not accept any liability whatsoever for any loss arising in the securities trading from the use of this content.