



Market Analysis:



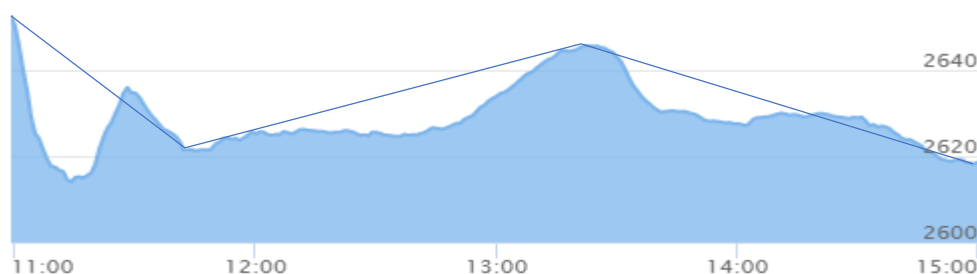
As per attached chart, Market has further slipped by 18.56 points & closed at 2618 level. Market has opened on positive points but bull could not sustain to push price higher and bear won again to close on bearish note. Index has formed three black crow like structure indicating bearish signal as per daily candlestick chart. Therefore, confirmation of this pattern will be crucial to watch on tomorrow's market. All the sectors closed red and made a turnover slightly lower than monthly moving average volume of 6.53 billion. While NCCB is trading the most with nearly 5% of total turnover on last 8 days.

NEPSE started its week 0.70% lower, continuing last week's bearish market. The pause was on the expected lines of profit booking after the recent bounce and existence of hurdle at 2700 in NEPSE. It is only above these levels that the markets might turn new heights of bullishness. Going ahead, tomorrow's parliament decision will give more clear direction, quarterly financials of microfinance, life, non-life, manufacturing, others will should be closely watched by the participants. Meanwhile, banking will continue to dictate the trend of sluggishness and sideways. Until then, there is scope for a reversal and for the NEPSE to fall in range bound the levels of 2369-2595. For any up move to commence, it is imperative we cross 2700-2735 level convincingly as that will lead the index to 2741-2891 levels. On the flip side, the support is at 2610 and till it do not break that, index is going to be range bound with a positive bias. The sector-specific action continued within the range and on the short term charts, it is observed that the hydropower, trading, microfinance, manufacturing gained most. Markets seem to be waiting for some trigger to come of this range and a directional move is expected only post a breakout. A move beyond 2700 would bring back the optimism to lead the indices higher. Till then, investors are advised to continue to invest with a sector as well as stock-specific approach.

Corporate News: Samaj Laghubitta and Swastik Laghubitta to merge in 1: 1 swap ratio, company's share has not traded in NEPSE after issuing IPO.

Market Summary : (09.05.2021)

Index	Current	Points Change	% Change
NEPSE	2,618.56	(18.56)	-0.70%
Turnover "NPR"	6,148,966,772.00	(661,124,681.00)	-9.71%



➤ Market lost 18.56 points on Sunday and closed 2618.56 level.

➤ Sub-Indices:

Sub-Indices	Current	Points Change	%Change
Banking	1,778.43	(0.28)	(0.02)
Trading	3,806.26	(61.61)	(1.59)
Hotels And Tourism	3,225.90	(41.78)	(1.28)
Development Bank	2,799.64	(1.36)	(0.05)
Hydropower	2,573.83	(34.05)	(1.31)
Finance	1,243.84	(12.21)	(0.97)
Non-Life Insurance	13,099.85	(31.29)	(0.24)
Manu.& Pro.	5,629.77	(92.37)	(1.61)
Others	2,022.51	(27.92)	(1.36)
Microfinance	5,365.44	(97.06)	(1.78)
Life Insurance	16,963.95	(147.64)	(0.86)
Mutual Fund	13.34	(0.02)	(0.14)
Investment	97.66	(0.92)	(0.93)


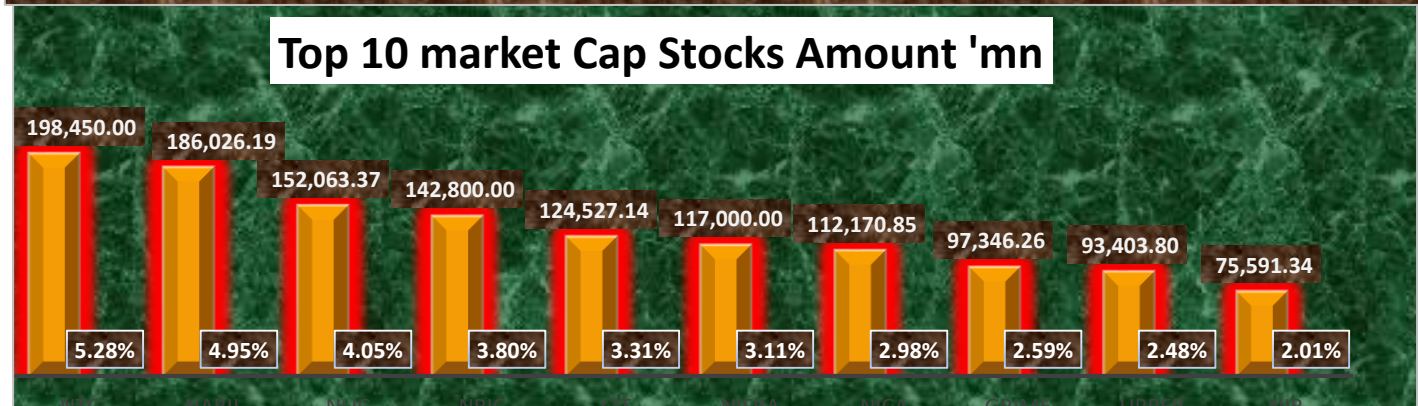
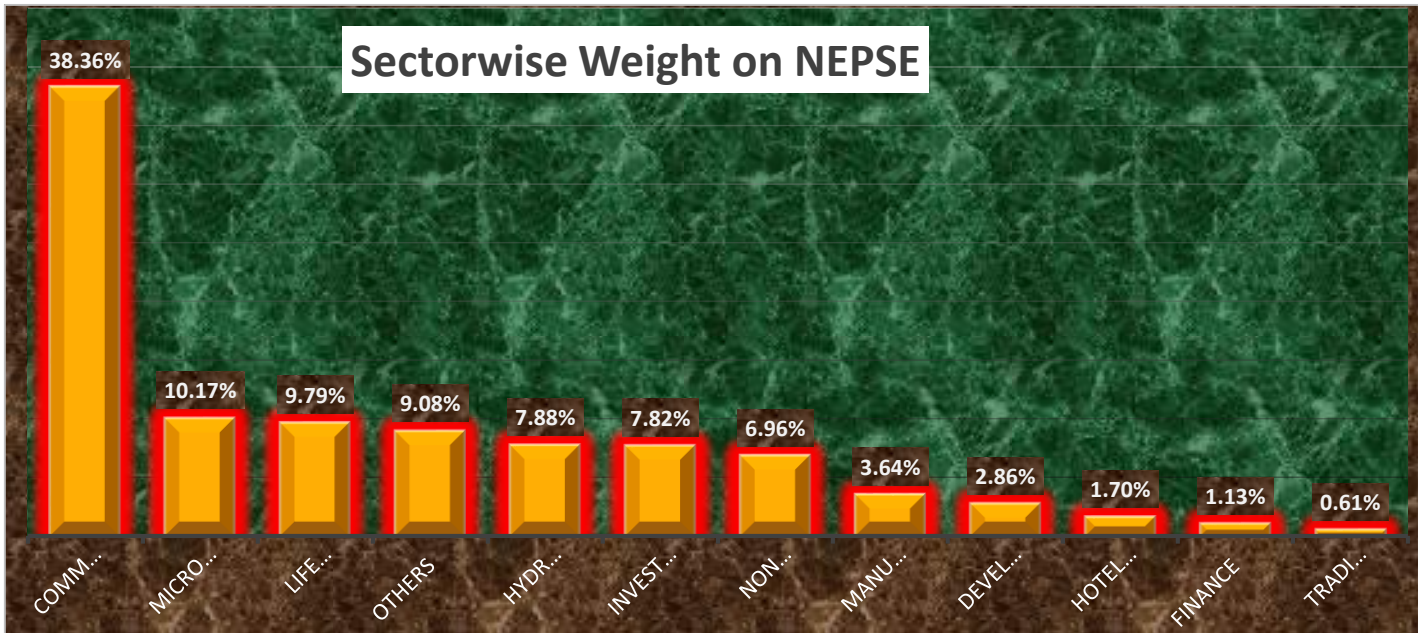
Stock Watch list:

Uptick Stocks	SMATA,JOSHI,RURU, GILB, MMFDB, JSLBB, SLBS, MLBSL, ALBSL
Downtick Stocks	FMDBL, NFS, BPCL, UNL, OHL, NHDL, SHL, TRH, CGH,SWBBL

Major Market Movement:

Top Gainers				Top Losers			
Symbol	LTP	Point Change	% Change	Symbol	LTP	Point Change	% Change
SMATA	804.00	73.00	9.99	MLBSL	4,527.00	(503.00)	(10.00)
RURU	548.00	49.00	9.82	BBC	6,045.00	(671.00)	(9.99)
CORBL	676.00	30.00	4.64	SHEL	435.00	(46.00)	(9.56)
RBCL	17,500.00	600.00	3.55	UNHPL	167.00	(17.00)	(9.24)
BOKL	314.00	9.00	2.95	SMB	2,351.00	(189.00)	(7.44)
SRBL	312.00	8.00	2.63	RRHP	407.00	(32.00)	(7.29)
MEN	777.00	17.00	2.24	DHPL	155.00	(11.00)	(6.63)
KBL	320.00	7.00	2.24	KKHC	155.00	(10.00)	(6.06)
RBCLPO	15,410.00	304.00	2.01	JSLBB	3,769.00	(203.00)	(5.11)
SHINE	272.00	5.00	1.87	BARUN	265.00	(14.00)	(5.02)
Top Stocks by Turnover			Top stocks by shares traded			Top stocks by no. of transaction	
Symbol	Turnover	Closing Price	Symbol	Shares Traded	Closing Price	Symbol	No. Of Transactions
NCCB	288,652,321.00	365.00	KBL	872,214.00	320.00	MLBSL	4,411.00
KBL	283,484,513.00	320.00	NCCB	782,456.00	365.00	NIFRA	3,759.00
HDL	241,396,406.00	4,466.00	BOKL	638,625.00	314.00	SHEL	2,829.00
HIDCL	239,469,626.00	510.00	HIDCL	460,356.00	510.00	KBL	2,389.00
MLBSL	236,773,164.00	4,527.00	API	326,754.00	349.00	HIDCL	2,321.00
BOKL	203,089,741.00	314.00	NIFRA	297,827.00	528.00	JLI	1,987.00
GBLBS	160,585,958.00	1,274.00	HDHPC	254,382.00	172.00	BOKL	1,795.00
NIFRA	157,395,044.00	528.00	SRBL	247,066.00	312.00	API	1,567.00
UPPER	128,698,559.00	819.00	RHPC	218,388.00	255.00	NICLBSL	1,354.00
NABIL	118,890,219.00	1,259.00	LBL	218,204.00	312.00	GBLBS	1,329.00

Monthly Update (Chaitra 2077):



Contact Us: **NIC ASIA Capital Limited**, 3rd Floor, Siddhartha Insurance Complex, Babar Mahal, Kathmandu, Tel No: +977-01-5705994 (Hunting Line), 5705664, 5706318,

Fax No: 977-1-57064, Email: info@nicasiacapital.com, Website: www.nicasiacapital.com

Disclaimer: This summary is designed to give information on general nature only, so you should seek advice from your investment advisor or others as appropriate before taking any action. So, NIC ASIA Capital Limited expressly disclaim representation of opinion, thus the information as in should only be used by investor who are aware of risk in securities trading. Furthermore, NIC ASIA Capital does not accept any liability whatsoever for any loss arising in the securities trading from the use of this content.