



Market Analysis:



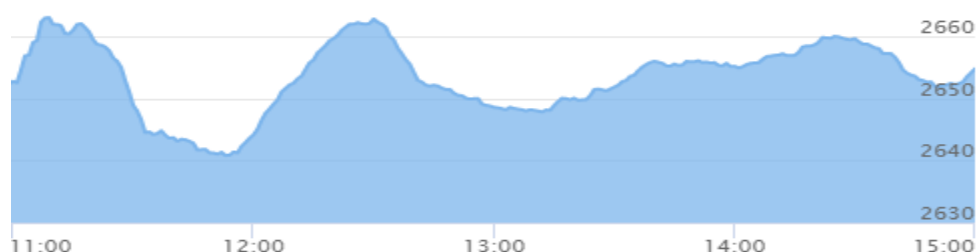
As per attached chart, Market has extended by meager 1.94 points & closed at 2654 level. Market has opened on a positive notes and yesterday's bear continued to drag the price lower but last minutes' bounce back helped to close higher. Index has formed the spinning top like structure indicating neutral signal as per daily candlestick chart. Continuation of indecisiveness pattern is somehow depicting ongoing uncertain investor sentiments. All the sectors closed red except the trading, microfinance, hydropower, manufacturing, mutual fund & investment. While NCCB is trading the most with above 5% of total turnover five days in a row.

NEPSE close on flat note, conforming the neutral or sideways movement. Only 23 points volatility has been seen in today's trade. Investor sentiment is dampened the most due to a surge in coronavirus cases and new lockdown measures threatened the corporate earnings and economic recovery prospects. There is weak trend as the average directional index is continued its downward journey. Sectors like microfinance, others, hydropower, trading, insurance & development banks are outperforming the benchmark index but industry heavy weight Banking is in sideways movement with weaker trend. Indicators like RSI, MACD, DMI is recovering but the last two days' neutral pattern is checking uptick, hence further price evolution will give clear direction. The markets have not broken the 2640 level on a closing basis which means the support still holds. If this crack with higher volume, another swift correction of 200-300 points is possible. On the upside, there is stiff resistance at 2700 and until it past this level, NEPSE will not enter in a uncharted territory above 2760, a new bullish trend. It is a tight range and investors need to be cautious in their approach

Corporate News: 2.85% bonus shares of NRN Infrastructure and Development Limited (NRN) has been listed in NEPSE.

Market Summary : (04.05.2021)

Index	Current	Points Change	% Change
NEPSE	2,654.69	1.94	0.07%
Turnover "NPR"	6,052,236,811.00	(1,477,046,275.00)	-19.62%



➤ Market gained 1.94 points on Tuesday and closed at 2654.69 level.

➤ Sub-Indices:

Sub-Indices	Current	Points Change	%Change
Banking	1,776.60	(7.64)	(0.43)
Trading	3,921.46	92.93	2.43
Hotels And Tourism	3,351.78	(35.77)	(1.06)
Development Bank	2,819.61	(11.24)	(0.40)
Hydropower	2,612.01	30.92	1.20
Finance	1,243.00	(3.08)	(0.25)
Non-Life Insurance	13,254.02	(36.61)	(0.28)
Manu.& Pro.	5,830.65	6.27	0.11
Others	2,088.86	(20.11)	(0.95)
Microfinance	5,529.88	137.82	2.56
Life Insurance	17,405.20	(64.23)	(0.37)
Mutual Fund	13.45	0.02	0.14
Investment	98.88	0.23	0.23


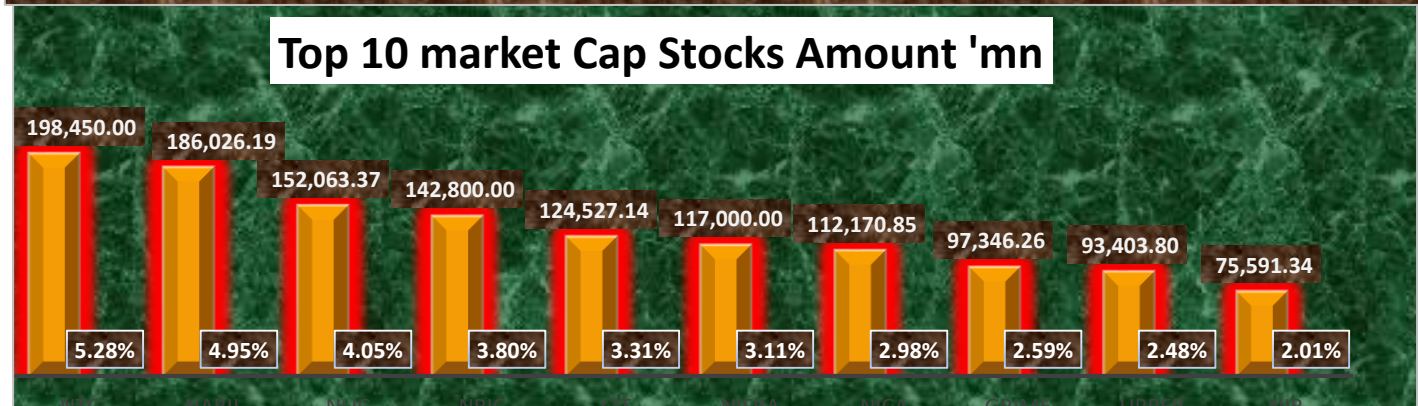
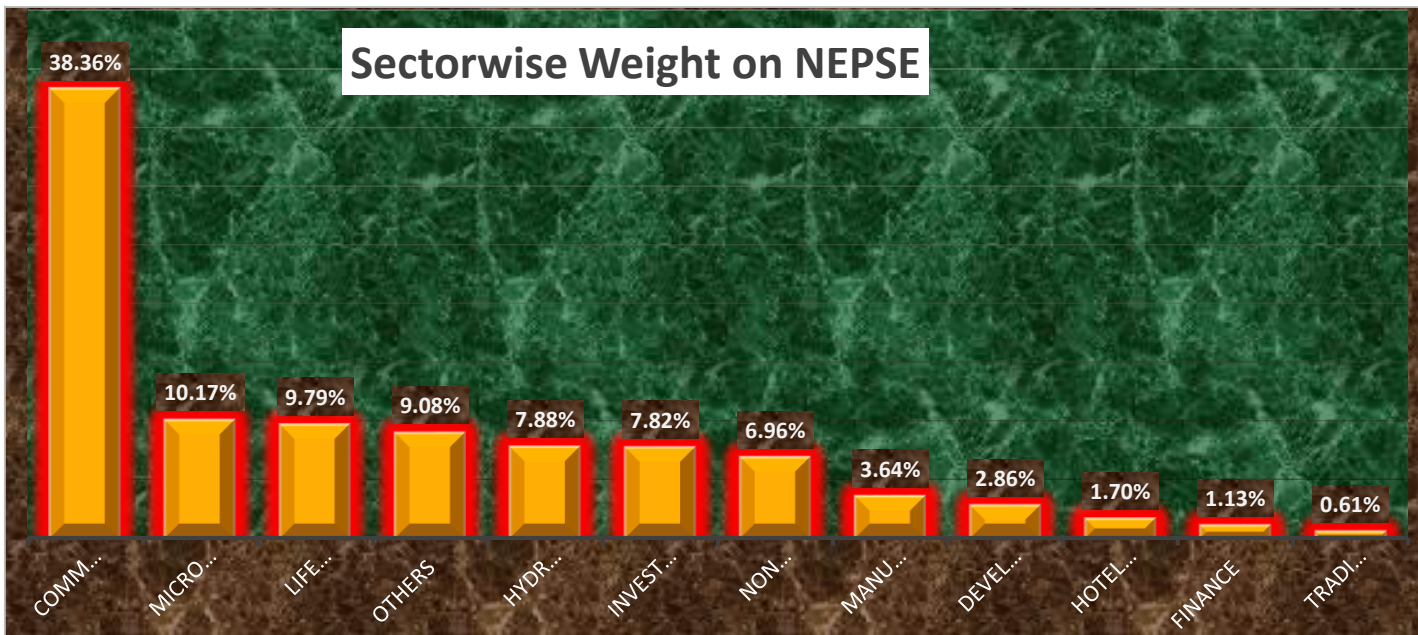
Stock Watch list:

Uptick Stocks	SHEL, BBC, STC, GILB, MMFDB, JSLBB, SLBS, MLBSL, ALBSL
Downtick Stocks	FMDBL, NFS, BPCL, UNL, OHL, NHDL, SHL, TRH, CGH

Major Market Movement:

Top Gainers				Top Losers			
Symbol	LTP	Point Change	% Change	Symbol	LTP	Point Change	% Change
SMATA	605.00	55.00	10.00	CGH	1,930.00	(39.00)	(1.98)
MLBSL	4,158.00	378.00	10.00	NLG	1,135.00	(20.00)	(1.73)
BBC	6,784.00	616.00	9.99	HGI	723.00	(12.00)	(1.63)
SMB	2,568.00	233.00	9.98	PICL	781.00	(12.00)	(1.51)
RADHI	577.00	52.00	9.90	NBL	418.00	(6.00)	(1.42)
RURU	422.00	38.00	9.90	API	364.00	(5.00)	(1.36)
SHEL	481.00	43.00	9.82	NRIC	1,472.00	(20.00)	(1.34)
UMHL	248.00	22.00	9.73	SGI	788.00	(10.00)	(1.25)
PMHPL	204.00	18.00	9.68	RLFL	246.00	(3.00)	(1.20)
UPCL	194.00	16.00	8.99	PCBL	431.00	(5.00)	(1.15)
Top Stocks by Turnover			Top stocks by shares traded			Top stocks by no. of transaction	
Symbol	Turnover	Closing Price	Symbol	Shares Traded	Closing Price	Symbol	No. Of Transactions
NCCB	230,964,485.00	368.00	NCCB	627,420.00	368.00	SHEL	2,694.00
AKPL	218,392,809.00	351.00	AKPL	624,687.00	351.00	NIFRA	2,524.00
GBLBS	168,967,945.00	1,334.00	UMHL	563,993.00	248.00	NICLBSL	2,159.00
NIFRA	164,860,071.00	544.00	HDHPC	556,712.00	176.00	JLI	1,978.00
API	146,767,674.00	364.00	UPCL	512,610.00	194.00	API	1,879.00
NRIC	143,739,982.00	1,472.00	NHPC	411,234.00	162.00	AHPC	1,587.00
CBBL	139,420,256.00	1,803.00	AHPC	404,290.00	306.00	UPCL	1,558.00
UMHL	136,912,393.00	248.00	API	401,848.00	364.00	UMHL	1,354.00
HDL	135,998,699.00	4,630.00	SPDL	329,187.00	318.00	GBLBS	1,264.00
AHPC	122,746,568.00	306.00	NIFRA	302,660.00	544.00	AKPL	1,254.00

Monthly Update (Chaitra 2077):



Contact Us: **NIC ASIA Capital Limited**, 3rd Floor, Siddhartha Insurance Complex, Babar Mahal, Kathmandu, Tel No: +977-01-5705994 (Hunting Line), 5705664, 5706318,

Fax No: 977-1-57064, Email: info@nicasiacapital.com, Website: www.nicasiacapital.com

Disclaimer: This summary is designed to give information on general nature only, so you should seek advice from your investment advisor or others as appropriate before taking any action. So, NIC ASIA Capital Limited expressly disclaim representation of opinion, thus the information as in should only be used by investor who are aware of risk in securities trading. Furthermore, NIC ASIA Capital does not accept any liability whatsoever for any loss arising in the securities trading from the use of this content.